



# CNC MACHINE TOOL CATALOG

CNC lathe · Drilling and tapping · Turn-milling compound



SZGHTECH





# COMPANY PROFILE

ShenZhen GuanHong Automation Co.,LTD(short name SZGH, was established on November 19, 2013) is one of the leading Robotic&CNC Automation company in China, which are professional in designing, developing and manufacturing more than 40 models Robotic arm in mass production, including general-purpose series, welding series, spraying series, palletizing series, grinding and handling series. All models are equipped with an intelligent robot control system which independently developed by us. Besides, our products all have passed and got the European safety standards- CE certification.

Over the years, SZGH has gradually shifted from the CNC industry to the research and development of industrial robots, focusing on the research and development of core technologies.

SZGH was awarded as New high-tech enterprise in China since 2018, which rely on Technical Center force to do support, efficient, strict quality management team to guide, software and hardware facilities, first-class service.




There are many agents around the world, such as USA, Romania, Turkey, Russia, Egypt, Morocco, Moldova etc .

Our tenet is Customer First!



SZGH has a strong technical force and has gathered top domestic technical talents. With strong comprehensive strength, we provide efficient and professional robotic arms and related product solutions for our clients. During this period, we obtained more than 100 patents and won many domestic awards.



SZGHTECH



SZGHTECH  
贯虹科技

**SZGH-25**

Small CNC lathe



High efficiency



High precision



High stability

## Scope of Application

Suitable for processing of bar material within 25mm and pellet material within 50mm.

## Product Description

It is suitable for batch production of copper, iron, aluminum and stainless steel bars within 25mm, and batch production of open-type forged parts with automatic feeding of pellets within 50mm. It can also be equipped with hydraulic chucks for single-piece production of parts within 250mm. Using multiple patented technologies such as high rigidity and anti-deformation structure, it is suitable for processing products with a single-side cutting amount within 2mm, precision tolerance within  $\pm 0.01\text{mm}$ , and smoothness within 1.6. It is widely used in the upgrading of hard rail CNC lathes and hydraulic automatic lathes to realize automatic production and to save labor costs and improve product quality.

## Product Features

1. Using Anti-deformation patented heavy-duty base, it is heavy enough to support fast the high-speed and stable movement of the driving head.
2. The weight is enough to support the anti-vibration and improve the accuracy and smoothness during bar machining.
3. The key components adopt high-quality wear-resistant configurations such as Taiwan, and the spindle installation is all dynamically balanced.
4. Adopting SZGH electric control package to make electromechanical cooperation play the best efficiency.

## Technical Parameters

Project		Unit	Standard value	Max value
Processing Capacity	Max. diameter of bar bore	mm	25	26
	Max. particle diameter (disk type)	mm	200	300
	Max. length of workpiece	mm	150	180
	Cutting amount of stainless steel on one side	mm	2	2.5
	Machining accuracy of the workpiece	mm	±0.01	-
	Surface roughness	Ra	1.6	-
	the height of center tool holder	mm	40	-
	Turning Diameter	mm	350	-
	Square Knife Specifications	mm	16	-
Travels	X-axis effective travel	mm	500	-
	Z-axis effective travel	mm	180	-
Feed	X-axis rapid traverse	m/min	25	30
	Z-axis rapid traverse	m/min	25	30
	X-axis servo-motor power	kW	1.3	-
	Z-axis servo-motor power	kW	1.3	-
Spindle	Max.Spindle Speed	rpm	3500	4000
	Spindle Motor Power	kW	2.2	-
	Spindle nose taper	-	A2-4	-
	Support hydraulic chuck size	inch	5	6
Dimensions	Dimensions	mm	1700 x 1400 x 1600	-
	Total Weight	kg	1400	-

Machine tool specifications and component items		Specification	Standard	Optional
Part Specifications	Screw	25mm	Ball grinding precision grade	-
	Guide rail	25mm	H-class linear guide rail	-
	Bearing	-	Domestic brand front 2 rear 2 high-speed angular contact bearings	-
	Spindle motor	2.2kW	Variable frequency drive type	3.7kW servo spindle
	Feed servo	1.3kW	SZGH Speed Servo	-
	CNC Control	-	SZGH	SZGH
Machine specifications	Bed Type	30°	Slant Bed	-
	Base form	-	Heavy-duty anti-deformation patented base	-
	Clamping method	-	hydraulic clamping	-

The above configuration parameters are for reference, and the configuration listed in the price composition and physical acceptance shall prevail.

SZGHTECH  
贯虹科技

**SZGH-36J**  
Small CNC lathe



## Scope of Application

Suitable for processing of bar material within 35mm and pellet material within 50mm.

## Product Description

It is suitable for batch production of copper, iron, aluminum and stainless steel bars within 35mm, and batch production of open-type forged parts with automatic feeding of pellets within 50mm. It can also be equipped with hydraulic chucks for single-piece production of parts within 250mm. Using multiple patented technologies such as high rigidity and anti-deformation structure, it is suitable for processing products with a single-side cutting amount within 2mm, precision tolerance within  $\pm 0.01\text{mm}$ , and smoothness within 1.6. It is widely used in hard rail CNC lathes, replaced by 46 large CNC lathes with small parts, etc., to achieve the effect of improving efficiency and cost-benefit ratio.

## Product Features

1. Using Anti-deformation patented heavy-duty base, it is heavy enough to support fast the high-speed and stable movement of the driving head.
2. The weight is enough to support the anti-vibration and improve the accuracy and smoothness during bar machining.
3. The key components adopt high-quality wear-resistant configurations such as Taiwan, and the spindle installation is all dynamically balanced.
4. Adopting SZGH electric control package to make electromechanical cooperation play the best efficiency.

## Technical Parameters

Project		Unit	Standard value	Max value
Processing Capacity	Max. diameter of bar bore	mm	35	-
	Max. particle diameter (disk type)	mm	250	300
	Max. length of workpiece	mm	210	230
	Cutting amount of stainless steel on one side	mm	2	3
	Machining accuracy of the workpiece	mm	±0.01	-
	Surface roughness	Ra	1.6	-
	the height of center tool holder	mm	40	-
	Turning Diameter	mm	350	-
	Square Knife Specifications	mm	16	-
Travels	X-axis effective travel	mm	600	-
	Z-axis effective travel	mm	230	-
Feed	X-axis rapid traverse	m/min	25	30
	Z-axis rapid traverse	m/min	25	30
	X-axis servo-motor power	kW	1.2	-
	Z-axis servo-motor power	kW	1.2	-
Spindle	Max.Spindle Speed	rpm	3500	4000
	Spindle Motor Power	kW	4	-
	Spindle nose taper	-	A2-4	-
	Support hydraulic chuck size	inch	6	8
Dimensions	Dimensions	mm	1750 x 1400 x 1800	-
	Total Weight	kg	1800	-

Machine tool specifications and component items		Specification	Standard	Optional
Part Specifications	Screw	25mm	Ball grinding precision grade	-
	Guide rail	25mm	H-class linear guide rail	-
	Bearing	-	Two-axis Harbin high-speed angular joint fusion bearing	-
	Spindle motor	4 kW	Variable frequency drive type	4kW servo spindle
	Feed servo	1.2kW	SZGH Servo	-
	CNC Control	-	SZGH	SZGH
Machine specifications	Bed Type	30°	Slant Bed	-
	Base form	-	Heavy-duty anti-deformation patented base	-
	Clamping method	-	hydraulic clamping	-

The above configuration parameters are for reference, and the configuration listed in the price composition and physical acceptance shall prevail.

**SZGHTECH**  
贯虹科技

## SZGH-36 Y axis

Side 4 turning milling compound machine



High efficiency



High precision



High stability

### Scope of Application

Suitable for processing of bar material within 35mm and pellet material within 100mm.

### Product Description

On the basis of the SZGH-36 CNC lathe, 4 power heads on the Y-axis side are installed to realize the turning-milling compound function of 6 rows of cutters and 4 side milling, which is widely used in the processing of workpieces that require drilling, tapping, and slotting on the side. Because the one-time clamping is completed, the error of the second clamping is overcome, and at the same time, due to the increase in processing time and the combination of processing procedures, it is more suitable for one person to manage multiple machines, saving labor and improving automation and processing accuracy.

## Product Features

1. Using Anti-deformation patented heavy-duty base, it is heavy enough to support fast the high-speed and stable movement of the driving head.
2. The weight is enough to support the anti-vibration and improve the accuracy and smoothness during bar machining.
3. The key components adopt high-quality wear-resistant configurations such as Taiwan, and the spindle installation is all dynamically balanced.
4. Adopting SZGH electric control package to make electromechanical cooperation play the best efficiency.

## Technical Parameters

Project		Unit	Standard value	Max value
Processing Capacity	Max. diameter of bar bore	mm	35	-
	Max. particle diameter (disk type)	mm	250	300
	Max. length of workpiece	mm	210	230
	Cutting amount of stainless steel on one side	mm	2	3
	Machining accuracy of the workpiece	mm	±0.01	-
	Surface roughness	Ra	1.6	-
	the height of center tool holder	mm	40	-
	Turning Diameter	mm	350	-
	Square Knife Specifications	mm	16	-
Travels	X-axis effective travel	mm	600	-
	Z-axis effective travel	mm	230	-
Y-axis	Y-axis mode	-	side 4 power head	-
	Y-axis travel	mm	140	-
	Y-axis power head clamping type	-	ER16	-
	Y-axis maximum speed	rpm	2500	4000
	Y-axis rapid traverse speed	m/min	15	-
	Maximum drill diameter	mm	20	-
Feed	X-axis rapid traverse	m/min	25	30
	Z-axis rapid traverse	m/min	25	30
	X-axis servo-motor power	kW	1.2	-
	Z-axis servo-motor power	kW	1.2	-
Spindle	Max.Spindle Speed	rpm	3500	4000
	Spindle Motor Power	kW	4	-
	Spindle nose taper	-	A2-4	-
	Support hydraulic chuck size	inch	6	8
Dimensions	Dimensions	mm	1750 x 1400 x 1800	-
	Total Weight	kg	1800	-

Machine tool specifications and component items		Specification	Standard	Optional
Part Specifications	Screw	25mm	Ball grinding precision grade	-
	Guide rail	25mm	H-class linear guide rail	-
	Bearing	7015/7013	Two-axis Harbin high-speed angular joint fusion bearing	-
	Spindle motor	4kW	Variable frequency drive type	4kW servo spindle
	Feed servo	1.2kW	SZGH Servo	-
	CNC Control	-	SZGH	SZGH
Machine specifications	Bed Type	30°	Slant Bed	-
	Base form	-	Heavy-duty anti-deformation patented base	-
	Clamping method	-	hydraulic clamping	-

The above configuration parameters are for reference, and the configuration listed in the price composition and physical acceptance shall prevail.

SZGHTECH  
贯虹科技SZGH-36Z  
Small CNC lathe

## Scope of Application

Suitable for processing of bar material within 35mm and pellet material within 50mm.

## Product Description

It is suitable for batch production of copper, iron, aluminum and stainless steel bars within 35mm, and batch production of open-type forged parts with automatic feeding of pellets within 50mm. It can also be equipped with hydraulic chucks for single-piece production of parts within 250mm. Using multiple patented technologies such as high rigidity and anti-deformation structure, it is suitable for processing products with a single-side cutting amount within 2mm, precision tolerance within  $\pm 0.01\text{mm}$ , and smoothness within 1.6. It is widely used in hard rail CNC lathes, replaced by 46 large CNC lathes with small parts, etc., to achieve the effect of improving efficiency and cost-benefit ratio.

## Product Features


1. Using Anti-deformation patented heavy-duty base, it is heavy enough to support fast the high-speed and stable movement of the driving head.
2. The weight is enough to support the anti-vibration and improve the accuracy and smoothness during bar machining.
3. The key components adopt high-quality wear-resistant configurations such as Taiwan, and the spindle installation is all dynamically balanced.
4. Adopting SZGH electric control package to make electromechanical cooperation play the best efficiency.

## Technical Parameters

Project		Unit	Standard value	Max value
Processing Capacity	Max. diameter of bar bore	mm	35	-
	Max. particle diameter (disk type)	mm	250	300
	Max. length of workpiece	mm	210	230
	Cutting amount of stainless steel on one side	mm	2	3
	Machining accuracy of the workpiece	mm	±0.01	-
	Surface roughness	Ra	1.6	-
	the height of center tool holder	mm	40	-
	Turning Diameter	mm	350	-
	Square Knife Specifications	mm	16	-
Travels	X-axis effective travel	mm	600	-
	Z-axis effective travel	mm	230	-
Feed	X-axis rapid traverse	m/min	25	30
	Z-axis rapid traverse	m/min	25	30
	X-axis servo-motor power	kW	1.2	-
	Z-axis servo-motor power	kW	1.2	-
Spindle	Max.Spindle Speed	rpm	3500	4000
	Spindle Motor Power	kW	4	-
	Spindle nose taper	-	A2-4	-
	Support hydraulic chuck size	inch	6	8
Dimensions	Dimensions	mm	1750 x 1400 x 1800	-
	Total Weight	kg	1800	-

Machine tool specifications and component items		Specification	Standard	Optional
Part Specifications	Screw	25mm	Ball grinding precision grade	-
	Guide rail	25mm	H-class linear guide rail	-
	Bearing	-	Two-axis Harbin high-speed angular joint fusion bearing	-
	Spindle motor	4kW	Variable frequency drive type	4kW servo spindle
	Feed servo	1.2kW	SZGH Servo	-
	CNC Control	-	SZGH	SZGH
Machine specifications	Bed Type	30°	Slant Bed	-
	Base form	-	Heavy-duty anti-deformation patented base	-
	Clamping method	-	hydraulic clamping	-

The above configuration parameters are for reference, and the configuration listed in the price composition and physical acceptance shall prevail.

SZGHTECH  
贯虹科技SZGH-46J  
CNC lathe Machine

High efficiency



High precision



High stability

## Scope of Application

Suitable for processing of bar material within 45mm and pellet material within 60mm.

## Product Description

It is suitable for batch production of copper, iron, aluminum and stainless steel bars within 45mm, and batch production of open-type forged parts with automatic feeding of pellets within 60mm. It can also be equipped with hydraulic chucks for single-piece production of parts within 350mm. Using multiple patented technologies such as high rigidity and anti-deformation structure, it is suitable for processing products with a single-side cutting amount within 4mm, precision tolerance within  $\pm 0.0075\text{mm}$ , and smoothness within 1.6. It is widely used in the processing of large parts with high precision and rigidity. Through careful design and matching, the performance of each accessory can be fully utilized to achieve the best cost-effective ratio.

## Product Features

1. Using Anti-deformation patented heavy-duty base, it is heavy enough to support fast the high-speed and stable movement of the driving head.
2. The weight is enough to support the anti-vibration and improve the accuracy and smoothness during bar machining.
3. The key components adopt high-quality wear-resistant configurations such as Taiwan, and the spindle installation is all dynamically balanced.
4. Adopting SZGH electric control package to make electromechanical cooperation play the best efficiency.

## Technical Parameters

Project		Unit	Standard value	Max value
Processing Capacity	Max. diameter of bar bore	mm	45	-
	Max. particle diameter (disk type)	mm	300	350
	Max. length of workpiece	mm	350	320
	Cutting amount of stainless steel on one side	mm	3	4.5
	Machining accuracy of the workpiece	mm	±0.0075	-
	Surface roughness	Ra	1	1.6
	the height of center tool holder	mm	50	-
	Turning Diameter	mm	400	-
	Square Knife Specifications	mm	20 x 20	-
Travels	X-axis effective travel	mm	1000	-
	Z-axis effective travel	mm	400	-
Feed	X-axis rapid traverse	m/min	20	-
	Z-axis rapid traverse	m/min	20	-
	X-axis servo-motor power	kW	1.5	-
	Z-axis servo-motor power	kW	1.5	-
Spindle	Max.Spindle Speed	rpm	3500	4000
	Spindle Motor Power	kW	5.5kw servo	7.5kw servo
	Spindle nose taper	-	A2-5	-
	Support hydraulic chuck size	inch	8	10
Dimensions	Dimensions	mm	2120 x 1620 x 1920	-
	Total Weight	kg	3000	-



Machine tool specifications and component items		Specification	Standard	Optional
Part Specifications	Screw	32mm	Ball grinding precision grade	-
	Guide rail	30mm	H-class linear guide rail	-
	Bearing	-	SZGH self-made high rigidity barrel spindle	-
	Spindle motor	5.5kW	Server host	7.5kW servo spindle
	Feed servo	1.5kW	SZGH Dongmechuan High Speed Servo	-
	CNC Control	Ac8F-G	SZGH	SZGH
Machine specifications	Bed Type	30°	Slant Bed	-
	Base form	-	Heavy-duty anti-deformation patented base	-
	Clamping method	-	hydraulic clamping	-

The above configuration parameters are for reference, and the configuration listed in the price composition and physical acceptance shall prevail.

**SZGHTECH**  
贯虹科技

## SZGH-46 Y axis

4+4 turning and milling compound machine



High efficiency



High precision



High stability

### Scope of Application

Suitable for processing of bar material within 45mm and pellet material within 100mm.

### Product Description

On the basis of SZGH-46 CNC lathe, Y-axis 4+4 power head and 8-station servo turret are installed to realize the combined function of turning and milling with 8 tool ends 4+side 4. It is widely used in the processing of workpieces that require drilling, tapping, milling, etc. on the side and end faces. Since the processing is completed in one clamping, the error of the secondary clamping is overcome. At the same time, due to the increase in processing time and the combination of processing procedures, it is more suitable for one person to manage multiple machines, saving labor, and improving automation and processing accuracy.

## Product Features

1. Using Anti-deformation patented heavy-duty base, it is heavy enough to support fast the high-speed and stable movement of the driving head.
2. The weight is enough to support the anti-vibration and improve the accuracy and smoothness during bar machining.
3. The key components adopt high-quality wear-resistant configurations such as Taiwan, and the spindle installation is all dynamically balanced.
4. Adopting SZGH electric control package to make electromechanical cooperation play the best efficiency.

## Technical Parameters


Project		Unit	Standard value	Max value
Processing Capacity	Max. diameter of bar bore	mm	45	-
	Max. particle diameter (disk type)	mm	300	350
	Max. length of workpiece	mm	350	320
	Cutting amount of stainless steel on one side	mm	3	4.5
	Machining accuracy of the workpiece	mm	±0.0075	-
	Surface roughness	Ra	1	1.6
	the height of center tool holder	mm	50	-
	Turning Diameter	mm	400	-
	Square Knife Specifications	mm	20 x 20	-
Travels	X-axis effective travel	mm	1000	-
	Z-axis effective travel	mm	400	-
Y-axis	Y-axis mode	-	side 4+ end 4 power head	-
	Y-axis travel	mm	220	-
	Y-axis power head clamping type	-	ER25	-
	Y-axis maximum speed	rpm	2500	4000
	Y-axis rapid traverse speed	m/min	15	-
	Maximum drill diameter	mm	16	-
Feed	X-axis rapid traverse	m/min	20	30
	Z-axis rapid traverse	m/min	20	30
	X-axis servo-motor power	kW	1.5	-
	Z-axis servo-motor power	kW	1.5	-
Spindle	Max.Spindle Speed	rpm	3500	4000
	Spindle Motor Power	kW	5.5kw servo	7.5kw servo
	Spindle nose taper	-	A2-5	-
	Support hydraulic chuck size	inch	8	10
Dimensions	Dimensions	mm	2120 x 1620 x 1900	-
	Total Weight	kg	3000	-

Machine tool specifications and component items		Specification	Standard	Optional
Part Specifications	Screw	32mm	Ball grinding precision grade	-
	Guide rail	30mm	H-class linear guide rail	-
	Bearing	-	SZGH self-made high rigidity barrel spindle	-
	Spindle motor	5.5kW	Server host	-
	Feed servo	1.5kW	SZGH Servo	-
	CNC Control	Ac8F-G	SZGH	SZGH
Machine specifications	Bed Type	30°	Slant Bed	-
	Base form	-	Heavy-duty anti-deformation patented base	-
	Clamping method	-	hydraulic clamping	-

The above configuration parameters are for reference, and the configuration listed in the price composition and physical acceptance shall prevail.

**SZGHTECH**  
贯虹科技

**SZGH-46Z**  
CNC lathe Machine



High efficiency



High precision



High stability

## Scope of Application

Suitable for processing of bar material within 45mm and pellet material within 60mm.

## Product Description

It is suitable for batch production of copper, iron, aluminum and stainless steel bars within 45mm, and batch production of open-type forged parts with automatic feeding of pellets within 60mm. It can also be equipped with hydraulic chucks for single-piece production of parts within 350mm. Using multiple patented technologies such as high rigidity and anti-deformation structure, it is suitable for processing products with a single-side cutting amount within 4mm, precision tolerance within  $\pm 0.0075\text{mm}$ , and smoothness within 1.6. It is widely used in the processing of large parts with high precision and rigidity. Through careful design and matching, the performance of each accessory can be fully utilized to achieve the best cost-effective ratio.

## Product Features

1. Using Anti-deformation patented heavy-duty base, it is heavy enough to support fast the high-speed and stable movement of the driving head.
2. The weight is enough to support the anti-vibration and improve the accuracy and smoothness during bar machining.
3. The key components adopt high-quality wear-resistant configurations such as Taiwan, and the spindle installation is all dynamically balanced.
4. Adopting SZGH electric control package to make electromechanical cooperation play the best efficiency.

## Technical Parameters

Project		Unit	Standard value	Max value
Processing Capacity	Max. diameter of bar bore	mm	45	-
	Max. particle diameter (disk type)	mm	300	350
	Max. length of workpiece	mm	350	320
	Cutting amount of stainless steel on one side	mm	3	4.5
	Machining accuracy of the workpiece	mm	±0.0075	-
	Surface roughness	Ra	1	1.6
	the height of center tool holder	mm	50	-
	Turning Diameter	mm	400	-
	Square Knife Specifications	mm	20 x 20	-
Travels	X-axis effective travel	mm	1000	-
	Z-axis effective travel	mm	400	-
Feed	X-axis rapid traverse	m/min	20	-
	Z-axis rapid traverse	m/min	20	-
	X-axis servo-motor power	kW	1.5	-
	Z-axis servo-motor power	kW	1.5	-
Spindle	Max.Spindle Speed	rpm	3500	4000
	Spindle Motor Power	kW	5.5kw servo	7.5kw servo
	Spindle nose taper	-	A2-5	-
	Support hydraulic chuck size	inch	8	10
Dimensions	Dimensions	mm	2120 x 1620 x 1920	-
	Total Weight	kg	3000	-


Machine tool specifications and component items		Specification	Standard	Optional
Part Specifications	Screw	32mm	Ball grinding precision grade	-
	Guide rail	30mm	H-class linear guide rail	-
	Bearing	-	SZGH self-made high rigidity barrel spindle	-
	Spindle motor	5.5kW	Server host	7.5kW servo spindle
	Feed servo	1.5kW	SZGH Dongmechuan High Speed Servo	-
	CNC Control	Ac8F-G	SZGH	SZGH
Machine specifications	Bed Type	30°	Slant Bed	-
	Base form	-	Heavy-duty anti-deformation patented base	-
	Clamping method	-	hydraulic clamping	-

The above configuration parameters are for reference, and the configuration listed in the price composition and physical acceptance shall prevail.

**SZGHTECH**  
贯虹科技

## SZGH-540

Small CNC milling machine



High efficiency



High precision



High stability

### Scope of Application

Suitable for 8-station processing of copper, iron, aluminum and stainless steel workpiece within 500mmX400mm, and stainless steel parts processing within 8mm tapping and 10mm drilling.

### Product Description

It is suitable for 8-station processing of copper, iron, aluminum and stainless steel workpieces within 500mmx400mm. The operation is compatible with the general machining center in the market, and supports drilling, tapping, milling, engraving and other functions. Using multiple patented technologies such as high rigidity and anti-deformation structure, it is suitable for processing stainless steel parts with tapping within 8mm and drilling within 10mm. Due to the small footprint, it is convenient for one person to manage multiple machines, improve per capita output efficiency and reduce processing costs.

## Product Features

1. Using Anti-deformation patented heavy-duty base, it is heavy enough to support fast the high-speed and stable movement of the driving head.
2. The weight is enough to support the anti-vibration and improve the accuracy and smoothness during bar machining.
3. The key components adopt high-quality wear-resistant configurations such as Taiwan, and the spindle installation is all dynamically balanced.
4. Adopting SZGH electric control package to make electromechanical cooperation play the best efficiency.

## Technical Parameters

Project		Unit	Standard value	Max value
Processing capacity	Max. drilling diameter	mm	Aluminum $\Phi$ 14/ Steel $\Phi$ 10	Aluminum $\Phi$ 18/ Steel $\Phi$ 14
	Max. Tapping Diameter	mm	Aluminum m10/ Steel m8	Aluminum m12/ Steel m10
	Max. milling cutter diameter	mm	$\Phi$ 60	$\Phi$ 100
	Max Spindle speed	rpm	6000	optional 24000
	Handle Type	-	BT30	
	Magazine capacity	-	Non knife	8 tool magazines are optional
	Repeatability	mm	0.01	0.01
	Surface engraving accuracy	mm	$\pm$ 0.06	optional $\pm$ 0.01
Workbench	Distance from table surface to spindle end	mm	Minimum 150 Maximum 350	-
	Effective stroke of working surface	mm	500*400	-
Travels	X-axis effective travel	mm	400	-
	Y-axis effective travel	mm	500	-
	Z-axis effective travel	mm	200	-
Feed	X-axis rapid traverse	m/min	25	35
	Y-axis rapid traverse	m/min	25	35
	Z-axis rapid traverse	m/min	20	25
	Various cutting suggested speeds	m/min	8	10
Spindle	Max.Spindle Speed	rpm	6000	Optional 24000 electric spindle
	Spindle Motor Power	kW	3	4.5
	Spindle type	-	Mechanical spindle	Optional electric spindle
	Spindle taper	-	BT30	-
Dimensions	Dimensions	mm	1350 x 1050 x 2050	-
	Total Weight	kg	1900	-

Machine tool specifications and component items		Specification	Standard	Optional
Part Specifications	Screw	25mm	Taiwan precision p grade	-
	Guide rail	25mm	Taiwan Precision C3 Grade	-
	Spindle	BT30	SZGH	SZGH
	CNC Control	-	SZGH	SZGH
	Feed servo	X.Y750&1.2kW	SZGH	SZGH
	Spindle servo motor	3/4.5kW	SZGH	SZGH
Machine specifications	Tool magazine	8 handle	SZGH	-
	Base form	1200kg	Heavy-duty anti-deformation patented base	-

The above configuration parameters are for reference, and the configuration listed in the price composition and physical acceptance shall prevail.

**SZGHTECH**  
贯虹科技

## SZGH-650

Small CNC milling machine



High efficiency



High precision



High stability

### Scope of Application

Suitable for processing copper, iron, aluminum and stainless steel workpieces within 600mmX500mm, and stainless steel parts processing within 30mm tapping and 20mm drilling.

### Product Description

It is suitable for processing copper, iron, aluminum and stainless steel workpieces within 600mmX500mm. The operation is compatible with the general machining center in the market, and supports drilling, tapping, milling, engraving and other functions. Using multiple patented technologies such as high rigidity and anti-deformation structure, it is suitable for processing stainless steel parts with tapping within 30mm and drilling within 20mm. Due to the small footprint, it is convenient for one person to manage multiple machines, improving per capita output efficiency and reducing processing costs.

## Product Features

1. Using Anti-deformation patented heavy-duty base, it is heavy enough to support fast the high-speed and stable movement of the driving head.
2. The weight is enough to support the anti-vibration and improve the accuracy and smoothness during bar machining.
3. The key components adopt high-quality wear-resistant configurations such as Taiwan, and the spindle installation is all dynamically balanced.
4. Adopting SZGH electric control package to make electromechanical cooperation play the best efficiency.

## Technical Parameters

Project		Unit	Standard value	Max value
Processing capacity	Max. drilling diameter	mm	Aluminum $\Phi 35$ / Steel $\Phi 30$	Aluminum $\Phi 40$ / Steel $\Phi 35$
	Max. Tapping Diameter	mm	Aluminum m25/ Steel m18	Aluminum m25/ Steel m20
	Max. milling cutter diameter	mm	$\Phi 60$	$\Phi 100$
	Max Spindle speed	rpm	6000	Optional 24,000-rpm motorized spindle
	Handle Type	-	BT40	Optional BT30
	Magazine capacity	-	10-station servo tool magazine	12 station tool magazine
	Repeatability	mm	0.01	-
	Surface engraving accuracy	mm	$\pm 0.02$	optional $\pm 0.01$
Workbench	Distance from table surface to spindle end	mm	Minimum 150 Maximum 450	-
	Effective stroke of working surface	mm	600*500	-
Travels	X-axis effective travel	mm	500	-
	Y-axis effective travel	mm	600	-
	Z-axis effective travel	mm	300	-
Feed	X-axis rapid traverse	m/min	25	30
	Y-axis rapid traverse	m/min	25	30
	Z-axis rapid traverse	m/min	20	25
	Various cutting suggested speeds	m/min	1000	-
Spindle	Max.Spindle Speed	rpm	6000	Optional 24000 electric spindle
	Spindle Motor Power	kW	5.5	Optional 7.5
	Spindle type	-	Mechanical spindle	Optional electric spindle
	Spindle taper	-	BT40	Optional BT30
Dimensions	Dimensions	mm	1650 x 1800 x 2450	-
	Total Weight	kg	2900	-

Machine tool specifications and component items		Specification	Standard	Optional
Part Specifications	Screw	32mm	Precision p grade	-
	Guide rail	30mm	Precision C3 Grade	-
	Spindle	BT40	SZGH	-
	CNC Control	-	SZGH	-
	Feed servo	X.Y1.5kw& 2.6kW	SZGH	-
	Spindle servo motor	5.5/7.5kW	SZGH	-
Machine specifications	Tool magazine	10/12 handle	SZGH	-
	Base form	1800kg	Heavy-duty anti- deformation patented base	-

The above configuration parameters are for reference, and the configuration listed in the price composition and physical acceptance shall prevail.

**SZGHTECH**  
贯虹科技

**SZGH-540/650**

Add 4/5 axis on the original model



High efficiency



High precision



High stability

## Product Description

On the basis of SZGH-540 or SZGH-650, a 4-axis rotary table or a 5-axis rotary table can be added to realize the function of completing multi-faceted three-dimensional processing in one clamping. It is widely used in mold making and other functions that require drilling and tapping or three-dimensional carving on multiple surfaces. Among them, SZGH-540 can support up to 8 station tool magazines on the basis of adding external shafts, and SZGH-650 can support up to 10 station tool magazines on the basis of machining external shafts.

## Product Features

1. Using Anti-deformation patented heavy-duty base, it is heavy enough to support fast the high-speed and stable movement of the driving head.
2. The weight is enough to support the anti-vibration and improve the accuracy and smoothness during bar machining.
3. The key components adopt high-quality wear-resistant configurations such as Taiwan, and the spindle installation is all dynamically balanced.
4. Adopting SZGH electric control package to make electromechanical cooperation play the best efficiency.

## Technical Parameters

Project		SZGH-540	SZGH-650
Processing capacity	Max. drilling diameter	Aluminum $\Phi$ 14mm/ Steel $\Phi$ 10mm	Aluminum $\Phi$ 40mm/ Steel 30mm
	Max. Tapping Diameter	Aluminum m10mm/ Steel m8mm	Aluminum m25mm/ Steel m20mm
	Max. milling cutter diameter	$\Phi$ 60mm	$\Phi$ 100mm
	Max Spindle speed	6000rpm/24000rpm	6000rpm/24000rpm
	Handle Type	BT30	BT40/BT30
	Magazine capacity	8 magazines	10 gangs/12 magazines
	Repeatability	0.01mm	0.01mm
	Surface engraving accuracy	$\pm$ 0.06mm/ $\pm$ 0.01mm	$\pm$ 0.02mm/ $\pm$ 0.01mm
Workbench	Distance from table surface to spindle end	Minimum 150mm Maximum 350mm	Minimum 150mm Maximum 450mm
	Effective stroke of working surface	500mm x 400mm	600mm x 500mm
Travels	X-axis effective travel	400mm	500mm
	Y-axis effective travel	500mm	600mm
	Z-axis effective travel	200mm	300mm
Feed	X-axis rapid traverse	30m/min	30m/min
	Y-axis rapid traverse	30m/min	30m/min
	Z-axis rapid traverse	25m/min	25m/min
	Various cutting suggested speeds	10m/min	10m/min
Spindle	Max.Spindle Speed	6000rpm/24000rpm	6000rpm/24000rpm
	Spindle Motor Power	3kw/4.5kw	5.5kw/7.5kw
	Spindle type	mechanical spindle/ electric spindle	mechanical spindle/ electric spindle
	Spindle taper	BT30	BT40/BT30
Dimensions	Dimensions	1350mm x 1050mm x 2050mm	1650mmx1800mmx2450mm
	Total Weight	1900kg	2900kg

Machine tool specifications and component items		SZGH-540	SZGH-650
Part Specifications	Screw	25mm Taiwan precision p grade	32mm Taiwan precision p grade
	Guide rail	25mm Taiwan Precision C3 Grade	32mm Taiwan Precision C3 Grade
	Spindle	BT30 spindle	BT40/BT30 spindle
	Feeding servo	X.Y750kw、&1.2kW	X.Y1.5kw、&2.6kW
	Spindle servo motor	3kw/4.5kw	5.5kw/7.5kw
	Tool magazine	8 magazines	10/12 magazines
	Base form	1200kg Heavy-duty anti-deformation patented base	1800kg Heavy-duty anti-deformation patented base
Optional 4 axis	4 axis center height	125mm/170mm	125mm/170mm
	4 axis motor power	0.75kw/1.2kw	0.75kw/1.2kw
	4 axis system	SZGH	SZGH
	4 axis servo	SZGH	SZGH
Optional 5 axis	5 axis center height	160mm	160mm
	5 axis motor power	0.4kw/0.75kw	0.4kw/0.75kw
	5 axis system	SZGH	SZGH
	5 axis servo	SZGH	SZGH

The above configuration parameters are for reference, and the configuration listed in the price composition and physical acceptance shall prevail.

**SZGHTECH**  
贯虹科技

## SZGH-850

Add 4/5 axis on the original model



High efficiency



High precision



High stability

### Product Description

On the basis of SZGH-850, a 4-axis rotary table can be added to realize the function of completing multi-faceted three-dimensional processing in one clamping. It is widely used in mold making and other functions that require drilling and tapping or three-dimensional carving on multiple surfaces. Among them, SZGH-850 can support up to 8 station tool magazines on the basis of adding external shafts, and SZGH-850 can support up to 10 station tool magazines on the basis of machining external shafts.

## Product Features

1. Using Anti-deformation patented heavy-duty base, it is heavy enough to support fast the high-speed and stable movement of the driving head.
2. The weight is enough to support the anti-vibration and improve the accuracy and smoothness during bar machining.
3. The key components adopt high-quality wear-resistant configurations such as Taiwan, and the spindle installation is all dynamically balanced.
4. Adopting SZGH electric control package to make electromechanical cooperation play the best efficiency.



## Technical Parameters

Project		Unit	Standard value	Max value
Processing capacity	Max. drilling diameter	mm	Φ30	-
	Max. Tapping Diameter	mm	M16/M20、Aluminum M10 Steel M6	-
	Max. milling cutter diameter	mm	Φ63	Φ50
	Max Spindle speed	rpm	6000	Optional 24,000-rpm motorized spindle
	Handle Type	-	BT40	BT30
	Magazine capacity	-	10 magazines	12 magazines
	Repeatability	mm	0.01	0.01
Workbench	Distance from table surface to spindle end	mm	Minimum 150 Maximum 300	Minimum 150 Maximum 300
	Effective stroke of working surface	mm	800*500	800*500
Travels	X-axis effective travel	mm	500	500
	Y-axis effective travel	mm	800	800
	Z-axis effective travel	mm	300	300
Feed	X-axis rapid traverse	m/min	30	30
	Y-axis rapid traverse	m/min	30	30
	Z-axis rapid traverse	m/min	25	25
	Various cutting suggested speeds	m/min	10000	10000
Spindle	Max.Spindle Speed	rpm	6000	24000
	Spindle Motor Power	kW	7.5kw	7.5kw
	Spindle type	-	Mechanical spindle	Optional electric spindle
	Spindle taper	-	BT40	BT30
Dimensions	Dimensions	mm	2200 x 1850x 2550	2200 x 1850x 2550
	Total Weight	kg	3500	3500

Machine tool specifications and component items		Specification	Standard
Part Specifications	Screw	32mm	Taiwan precision p grade
	Guide rail	30mm	Taiwan Precision C3 Grade
	Bearing	-	SZGH
	Spindle	BT30	SZGH
	CNC Control	-	SZGH
	Feed servo	-	SZGH
	Spindle servo motor	7.5kW	SZGH
Machine specifications	Tool magazine	12 handle	SZGH
	Base form	-	Heavy-duty anti-deformation patented base

**SZGHTECH**  
贯虹科技

**SZGH-6150**  
Large CNC lathe



High efficiency



High precision



High stability

### Scope of Application

52 or 80mm spindle hole, low-high two steps spindle speed, or independent spindle (variable speed).

### Product Description

SZGH-6150 Benchtop cnc lathe seal making machine price made in China. Super audio quenching guide rail harder. Stand with : manual chuck. Optional : hydraulic pneumatic chuck or 4-jaw chuck. Standard with 4 station. Electric tool post 6/8 station electric turret are optional.

## Product Features

1. 52 or 80mm spindle hole, low-high two steps spindle speed, or independent spindle (variable speed).
2. CNC Control system. Standard: SZGH. Optional: Siemens Fanuc, Syntec, Mitsubishi and others.
3. Tailstock. Standard with manual tailstock. Optional: Hydraulic or pneumatic type tailstock. Need extra cost.
4. Precision chuck. Standard with manual chuck. Optional: hydraulic chuck, pneumatic chuck or 4-jaw chuck.
5. Electric tool post/turret. Standard with 4 station electric tool post, 6/8 station electric turret are optional.

## Technical Parameters



Model	SZGH-6150
Max. swing dia. over bed	Φ500mm
Max. swing dia. over cross slide	Φ250mm
Processing length	300mm/1000mm/1600mm
Width of the bed	400mm
Dia. of spindle	Φ75mm
Spindle taper	1:20/Φ90
Spindle nose	A2-8
Max. Spindle speed	1800rpm
Spindle speed step	step-less
Chuck size	250mm
Tool holder	4 station
Tool bar section	25X25mm
Main motor power	7.5KW
X/Z axis position accuracy	0.02/0.025mm
X/Z axis repeatability	0.01/0.012mm
X/Z axis travel	360/750mm/1000mm/1500mm
X/Z axis fast feeding speed	8/10 M/MIN
Tailstock sleeve travel	150mm
Tailstock taper	MT5
Dimension	2750/3330x1700x1820mm
Weight	2850kg

## Standard Accessories

1. SZGH CNC controller
2. 3-jaw manual chuck diameter 250mm
3. Center MS GB9204.1-88
4. Electric Lubrication
5. 4 Positions tool post
6. Work light
7. Double ended wrench, hexagonal wrench, square box wrench, hook spanners.
8. Screwdriver
9. Manual tailstock
10. Hand push oil gun
11. Foundation bolts
12. English operation manual of machine, automatic lubrication device instruction, CNC SYSTEM instruction, quality passed testing booklet.

**SZGHTECH**  
贯虹科技

**SZGH-6180**  
Large CNC lathe



High efficiency



High precision



High stability

### Scope of Application

52 or 80mm spindle hole, low-high two steps spindle speed, or independent spindle (variable speed).

### Product Description

SZGH-6180 Benchtop cnc lathe seal making machine price made in China. Super audio quenching guide rail harder. Stand with : manual chuck. Optional : hydraulic pneumatic chuck or 4-jaw chuck. Standard with 4 station. Electric tool post 6/8 station electric turret are optional.

## Product Features

1. 52 or 80mm spindle hole, low-high two steps spindle speed, or independent spindle (variable speed).
2. CNC Control system. Standard: SZGH. Optional: Siemens Fanuc, Syntec, Mitsubishi and others.
3. Tailstock. Standard with manual tailstock. Optional: Hydraulic or pneumatic type tailstock. Need extra cost.
4. Precision chuck. Standard with manual chuck. Optional: hydraulic chuck, pneumatic chuck or 4-jaw chuck.
5. Electric tool post/turret. Standard with 4 station electric tool post, 6/8 station electric turret are optional.

## Technical Parameters

Model	SZGH-6180
Max. swing dia. over bed	Φ800mm
Max. swing dia. over cross slide	Φ450mm
Distance between centers	2850mm
Guideway width	600mm
Spindle bore	130mm
Spindle speed steps	VF. 4 steps 30-835
Chuck	500mm
Turret/tool post	Electric 4 position
Tool size	25x25mm
X axis travel	400mm
Z axis travel	3000mm
X axis rapid traverse	4000mm/min
Z axis rapid traverse	6000mm/min
Tailstock quill diameter	Φ100mm
Tailstock quill taper	MT6
Tailstock quill travel	150mm
Main spindle motor	11kw
Coolant pump motor	0.125kw
Weight for 2000	6200kg
Dimension for 2000	5500x1750x1850mm

## Standard Accessories

1. Standard 4-station electric cutter tower
2. 130mm spindle through hole
3. 20 inch hydraulic chuck
4. Manual tail seat is standard

**SZGHTECH**  
贯虹科技

**VMC650**  
Vertical Machining Center



High efficiency



High precision



High stability

## Product Description

The machine body adopts alloy cast iron with secondary tempering to ensure the stability and reliability of the body and effectively prevent the deformation of the body. Linear Guide Rail X/Y/Z axis linear guide rail all uses the original Taiwan HIWIN heavy-duty roller straight-line guide rail, may satisfy the customer the speed, the precision high request.

## Product Features

1. Optical machine.Precision casting,precision machining,Precision assembly.
2. CNC Contrl system.Standard: SZGH.
3. Auto lubrication.Regular and quantitative auto.inter.luberation.Adjust lubration time accordingly.
4. TaiWan screw.TaiWan liner rall.TaiWan screw & linear rails.High rigidity & accuracy.

## Technical Parameters


Model	VMC650
Table size	900x400mm
X axis travel	650mm
Y axis travel	400mm
Z axis travel	500mm
Max.worktable load	400kg
T solt(numberof slotxslotxpitch)	5-16
Distance from spindle nose to table surface	100-600
Distance from spindle center to column guide surface	476mm
CNC system	SZGH
Rapid shift of axes of X/Y/Z	32/32/24
Maximum cutting feed speed	8
Standard tool quantity	16
Average tool exchanging time	1.8sec
Positioning accuracy	±0.008
Accuracy of repeated positioning	±0.005
Spindle speed	8000r.p.m
Spindle specifications	150mm
Tailstock taper	BT40
Drive manner of spindle	Belt type
Motor power of spindle	7.5KW
Integrated weight	3400kg
Overall dimension(lengthxwidthxheight)	2200x2250x2350

## Standard Accessories

1. SZGH CNC controller
2. The 4th axis.Horizontal&vertical cnc rotary table can be choose as optional.Need extra cost.
3. The 5th axis can be choose as optional.Need extra cost.
4. Auto chip remover.Chain type chip conveyor can be choosed as optional.Need extra cost.
5. OIL cooler.Cooling the main shaft,improving the procrssing precision.
6. Tools setting.Metrol or Renishaw brad tool setting system can Measure the tool diameterand length.Need extra cost.
7. Probe mesuring.Metrol or Renishaw brand workpiece measuring system are optiona.Need extra cost.

**SZGHTECH**  
贯虹科技

**VMC850**  
Vertical Machining Center



High efficiency



High precision



High stability

## Product Description

The machine body adopts alloy cast iron with secondary tempering to ensure the stability and reliability of the body and effectively prevent the deformation of the body. Linear Guide Rail X/Y/Z axis linear guide rail all uses the original Taiwan HIWIN heavy-duty roller straight-line guide rail, may satisfy the customer the speed, the precision high request.

## Product Features

1. Optical machine.Precision casting,precision machining,Precision assembly.
2. CNC Contrl system.Standard: SZGH.
3. Auto lubrication.Regular and quantitative auto.inter.luberation.Adjust lubration time accordingly.
4. TaiWan screw.TaiWan liner rall.TaiWan screw & linear rails.High rigidity & accuracy.

## Technical Parameters

Model	VMC850
Table size	1000x500mm
X axis travel	800mm
Y axis travel	500mm
Z axis travel	500mm
Max.worktable load	500kg
T solt(numberof slotxslotxpitch)	5-18
Distance from spindle nose to table surface	120-620
Distance from spindle center to column guide surface	545mm
CNC system	SZGH
Rapid shift of axes of X/Y/Z	32/32/24
XYZ Guide rail specification	35x35x35
Maximum cutting feed speed	8
Standard tool quantity	24
Average tool exchanging time	1.8sec
Positioning accuracy	±0.005
Accuracy of repeated positioning	±0.003
Spindle speed	8000r.p.m
Spindle specifications	150mm
Tailstock taper	BT40
Drive manner of spindle	Belt type
Motor power of spindle	7.5KW
Integrated weight	4500kg
Overall dimension(lengthxwidthxheight)	2700x2280x2250

## Standard Accessories

1. SZGH CNC controller
2. The 4th axis.Horizontal&vertical cnc rotary table can be choose as optional.Need extra cost.
3. The 5th axis can be choose as optional.Need extra cost.
4. Auto chip remover.Chain type chip conveyor can be choosed as optional.Need extra cost.
5. OIL cooler.Cooling the main shaft,improving the procrssing precision.
6. Tools setting.Metrol or Renishaw brad tool setting system can Measure the tool diameterand length.Need extra cost.
7. Probe mesuring.Metrol or Renishaw brand workpiece measuring system are optiona.Need extra cost.

**SZGHTECH**  
贯虹科技

## SZGH-1090

Gantry machining center



High efficiency



High precision



High stability

### Scope of Application

Workbench range: Suitable for 900x1000mm.

### Product Description

The control system is equipped with Asia-Tech, G code programming; Huazhong, Baoyuan, and programming-free systems are optional. Direct spindle ( $\Phi 150$ ), maximum speed 8000 rpm, motor 11/15kw. Jiangsu Ronghua electric spindle, maximum speed 24000 rpm, power 11KW. Automatic intermittent lubrication system, work light. USB interface. Half-cover protective cover of the machine body. Full protective cover of the guide rail. Adjustment pads and bolts.

## Technical Parameters

Model	SZGH-1090 (Directly connected mechanical spindle)	SZGH-1090D (Electric spindle)
Table size	900x1000mm	900x1000mm
Maximum load	800kg	800kg
Spindle speed	max: 8000 rpm	max: 24000 rpm
Spindle power	11/15kw	11kw
Spindle taper	BT40	BT30
Gantry inner frame	1000mm	1000mm
Distance from worktable to spindle end	min 150 max 650	min 150 max 650
Fast move of X axis	25m/min	25m/min
Fast move of Y axis	25m/min	25m/min
Fast move of Z axis	20m/min	20m/min
X axis travel	900mm	900mm
Y axis travel	1000mm	1000mm
Z axis travel	500 (spindle end face from worktable)	500 (spindle end face from worktable)
Cutting feed speed	10000(mm/min)	10000(mm/min)
Tool magazine capacity	13-station servo tool magazine	14-station servo tool magazine
Tool holder type	BT40	BT30
Maximum drilling diameter(mm)	Steel $\phi$ 60	Aluminum 12
Maximum tapping diameter(mm)	M24	M10
Maximum milling cutter diameter(mm)	$\phi$ 80	$\phi$ 40
Repeatability	0.01	0.01
Air pressure kgf/cm <sup>2</sup>	6	6
Maximum power KW 2018	20	18
Machine size length*width*height (mm)	2600*2400*3500	2600*2400*3500
Machine weight	Approximately 7500 kg	Approximately 7500 kg

Product name	Manufacturer	Type
Controller	SZGH	1000MDCb-4 Umbrella Turret+E panel
X, Y, two-axis drive, motor	SZGH	SZGH-13380CC (3.8kw, 15N, 2500rpm) without brake (motor)
Z one-axis drive, motor	SZGH	SZGH-18300CC ((3.0kw, 19NM, 1500rpm) 220V with brake (motor)
Spindle	SZGH	180L-15-60-11-E1-B5(11KW)
X, Y, Z ball screw ( $\phi$ 40*10)	Taiwan Precision C3 Grade	Taiwan
Guide rail (45 ball)	Taiwan Precision P Grade	Taiwan
Spindle servo motor	SZGH	SZGH-E7D30L servo driver
Turret	Jingdiao	Dongguan

SZGHTECH  
贯虹科技

**SZGH-TK50**  
Large CNC lathe



High efficiency



High precision



High stability

## Scope of Application

It can process various types of parts, disc parts, mill various threads, arcs, cones.

## Product Description

TK50 CNC lathe produced by the company has the use and characteristics of general CNC lathe, with high processing accuracy and quality assurance, and the bed is connected with the bed base, maintain a tilt of 30/45°, so that the machine tool chip removal smooth and the use of space and other characteristics of the machine tool, the use of structural optimization, so that the rigidity of the machine tool and the accuracy of the machine tool retention has been optimized to the maximum. X, Z can use a higher linear speed, greatly improving the production efficiency of the machine

## Product Features

1. High rigidity casting base frame. The frame and the bed are cast with resin sand wood mold. The overall rigidity is high, the shock resistance is good, and the processing size is relatively stable.
2. High precision sleeve spindle. The company's spindle is a high-speed high-precision telescopic spindle unit, the spindle pulley is processed with this spindle, so the whole spindle part has high precision and balance.
3. Fast response feed system. The feed system of the lathe (X, Z axis) adopts the transmission mode of the ball screw driven by the servo motor, and the linear slide rail installed on the bed body forms a guide rail pair with the slide block installed on the bed saddle, which has the good characteristics of the linear slide rail;
4. Automatic oil supply lubrication system. Lubrication points are set in each movement, and the positive displacement, fixed point, intermittent microcomputer automatic oil supply lubrication, so that each lubrication point has enough oil to ensure the accuracy and life of the guide rail and lead screw, intermittent 15min/ time, each time to maintain 8s time, lubrication interval and maintenance time can be adjusted according to actual needs.

## Technical Parameters

Model	Unit	TK50
Max. swing diameter over bed	mm	500
Max. swing diameter over cross slide	mm	320
Max. cutting length	mm	500
Spindle end type and code	-	A2-6
Spindle bore	mm	66
Bar diameter	mm	50
Chuck	inch	8"
Spindle speed range	r/min	3500
Main motor power	KW	11
Fast moving speed on X-axis	m/min	18
Fast moving speed on Z-axis	m/min	18
X axis stroke	mm	200
Z axis stroke	mm	540
Tool turret form	-	8
Tailstock diameter/stroke	mm	60
Taper of tailstock sleeve	-	Mt5
Overall dimensions of machine tool	mm	2500*1800*1800
Machine weight	kg	3200

## Standard Accessories

1. As a universal machine tool, it is especially suitable for the automotive industry, electronics industry, motorcycles, home appliances, furniture, lighting and other industries to carry out high-efficiency, high-volume and high-precision processing of rotating body parts.
2. The machine tool adopts the integrated structure of machine, electricity and night, the overall layout is compact and reasonable, the appearance is in line with the principle of ergonomics, the amenity is good, and the operation is good.
3. The company's machine tool control system can generally adopt SZGH and other systems, but also can be configured according to user requirements.
4. Ball screw adopts precision grinding ball screw, ball screw itself has good accuracy and rigidity, to ensure the good machining accuracy of the machine tool, hydraulic components mainly use domestic products, optional Taiwan products.

## POWER HEAD SELECTION



Flying cutter



End-one or side-one power head



End two or side two power head



Two power heads on both sides of the detachable end



End three power head



Side three power head



Terminal four power head




Four power heads on the Y axis side



Y axis 4+4 power head



Install the handpiece



Servo Turret




Hexagon punch

## CNC DRILLING AND TAPPING CNC OPTIONAL




Add four axes



Install tail top four axis

## FEEDING SELECTION





**CUSTOMER FIRST**

**Professional Service**

**Customized Solution**

**One-stop Shopping**

## Shenzhen Guanhong Technology Co.,LTD.

---

Address: 2nd Floor, Building 5, South Digital Innovation Industrial Base, No. 80, Puxia Road, Liuyue Community, Henggang Street, Longgang District, Shenzhen City, Guangdong Province, China

Web: [www.szghtech.com](http://www.szghtech.com)

Tel: +86 755 26099399

Email: [export02@szghtech.com](mailto:export02@szghtech.com)

Mobile: +86 137 2860 1949 (whatsapp&wechat)